


## TANDEM AXLE



AG-200 TA

## TANDEM TORSION AXLE



AG-400 TR - SAE J 1401

## HYDRAULIC BRAKE HOSE



DESCRIPTION	LENGTH	THREAD SIZE		PART NO.
		MALE	FEMALE	
	13"	3/8-24	3/8-24	18013-MF
	18"	3/8-24	3/8-24	18018-MF
	18"	3/8-24 90°swivel	3/8-24	18018-SF
	18"		3/8-24	14718-MF
	24"	3/8-24	3/8-24	18024-MF
	13"	—	3/8-24	18013-FF
	18"	3/8-24	—	18418-MM


## MISCELLANEOUS PARTS

### BOLTS, NUTS & WASHERS

11832	#8 x 1/2 Self Tapping Screw
382410	3/8-24 x 1-1/4 Bolt
382420	3/8-24 Locknut
382430	3/8 Split Lockwasher
382440	3/8 Flat Washer
5162410	5/16 x 2-1/4 Bolt
5162420	5/16 Locknut
5162430	5/16 Split Lockwasher



TUBE CLAMPS (FULL)



TUBE CLAMPS (HALF)

### TUBE CLAMPS (FULL)

12060	3/16 – (Nylon)
12080	3/16 – (Steel)
G-4	1/4 – (Steel, Vinyl Coated)

### TUBE CLAMPS (HALF)

12090	3/16" (Steel)
-------	---------------

### HOSE BRACKET & CLIPS

25x15	Hose Frame Bracket
1457	Hose Clip



STRAPS

### STRAP

12700	10" Black (Nylon)
-------	-------------------



HOSE BRACKET - 25x15



'U' HOSE CLIP - 1457

## HYDRAULIC QUICK DISCONNECT




HYD QD

### QUICK DISCONNECT KITS

Q-013 SA	Quick Disc. Kit
QD-60F	Hydraulic QD Coupler (female)
QD-61M	Hydraulic QD Coupler (male)
DC-60P	Dust Cover – Plug
DC-61C	Dust Cover – Cap

## SINGLE AXLE



AG-100 SA

## INVERTED FLARE FITTINGS



ADAPTER



MALE CONNECTOR



MALE ELBOW 90°



REDUCERS



UNION



PLUGS

### ADAPTERS

7818	1/4" Male x 3/16" Female
7828	3/16" Male x 1/4" Female
7829	5/16" Male x 1/4" Female
7909	5/16" Male x 3/16" Female
7917	1/4" Male x 5/16" Female

### MALE CONNECTOR & ELBOW

202x3	3/16" IF Fem x 1/8 MP
202x4	1/4" IF Fem x 1/8 MP
202x4x4	1/4" IF Fem x 1/4 MP
202x8	1/2" IF Fem x 3/8 MP
402x3	3/16" IF Femx1/8 MP 90° Elbow
402x8	1/2" IF Fem x 3/8 MP 90° Elbow

### REDUCERS\*

7727	1/4" Fem x 5/16 Male
7732	1/4" Fem x 7/16 -20 Male
7817	3/16" Fem x 5/16 Male

\* Sealing surface on hex face

### UNIONS


302x3	3/16" IF
302x4	1/4" IF
302x8	1/2" IF

### PLUGS

131x3B	3/16" Brass
131x3S	3/16" Steel
131x4	1/4" Steel

## INVERTED FLARE TUBE FITTING CHART

Tube Size	Inverted Flare Thread Size	S.A.E.
3/16"	3/8-24	x3
1/4"	7/16-24	x4
5/16"	1/2-20	x5
1/2"	3/4-18	x8



UNION TEE - 702x3



UNION TEE w/BACKET - 7765 & 7812




UNION TEE w/STRAP



UNION TEE w/BOLT HOLE - 8383



ADAPTER TEE



## AXLE TEES

702x3	3/16" IF Union
702x4	1/4" IF Union
7765	1/4" IF Union w/Bracket
7812	3/16" IF Union w/Bracket
8032	702x3 Tee w/Nylon Housing & Strap*
8383	3/16" IF Union w/Bolt Hole

\* PAT. NO. 4,153,279



TUBE NUTS

### TUBE NUTS

100x3	3/16 Brass
105x3AL	3/16 Steel (Alum. Plated)
105x3L	3/16 Steel (Long)
105x3x4	1/4 OD Steel (3/16 ID) (Red)
105x4AL	1/4 Steel (Alum. Plated)
8383	3/16 IF Union w/Bolt Hole
105x5	5/16 Steel
105x6	3/8 Steel
105x8	1/2 Steel

## ADAPTER TEES

	A	B	C
7898	1/4	1/4	1/4
7899	3/16	1/4	3/16
7900	3/16	3/16	3/16
7901	1/4	3/16	1/4
7904	(9/16-18)	3/16	x (9/16-18)
7906	(1/2-20)	3/16	x (1/2-20)